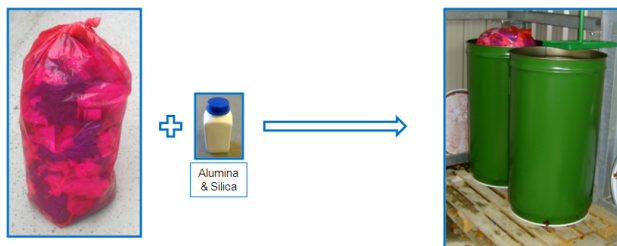


# Quick guide to managing hazardous waste in the Stores compound

- Only researchers trained by Stores personnel should access the compound
- Carefully place waste containers into their designated areas
- Always follow the instructions of Stores personnel
  - If in any doubt, ask a member of Stores personnel
- Report any issues to Mary Flannery

## School of Chemistry and Chemical Biology chemically contaminated red bags and waste alumina/silica



No sharps or free liquids!

Bags must not be torn.


## School of Chemistry and Chemical Biology biologically contaminated yellow bags



No sharps or free liquids!


Bags must not be torn.

## School of Chemistry and Chemical Biology chemically contaminated glass and sharps



Containers must be sealed.


## School of Chemistry and Chemical Biology 10L solvent and aqueous waste containers



Containers must be sealed.

Line containers up as pictured.

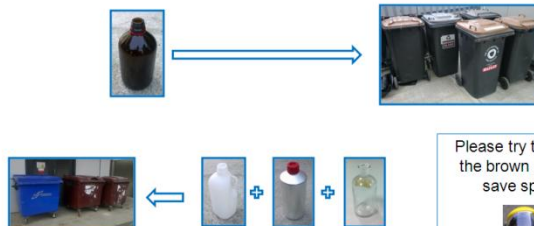
## School of Chemistry and Chemical Biology biologically contaminated rigid tubs



Containers must be sealed.

Beside the shelves on the left.

## School of Chemistry and Chemical Biology Empty Winchester bottles



All containers must be triple washed and labels removed!

Please try to smash the brown glass to save space.



But wear a face shield!