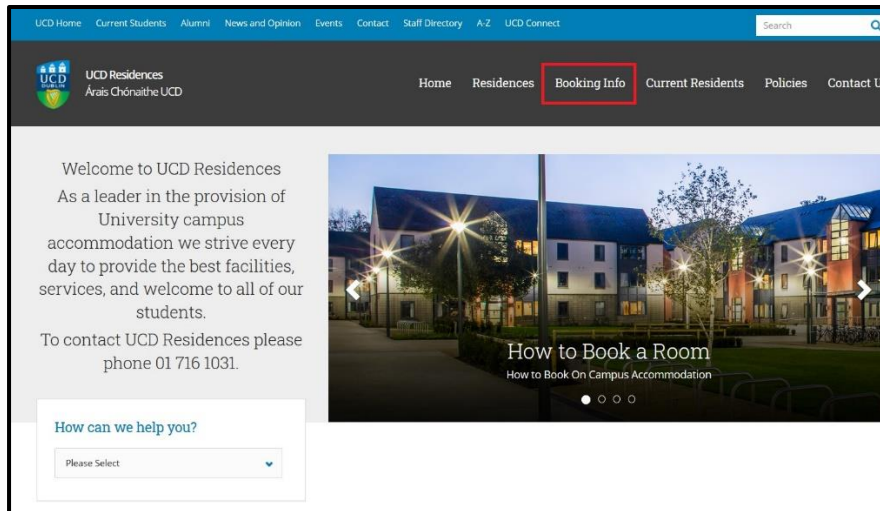
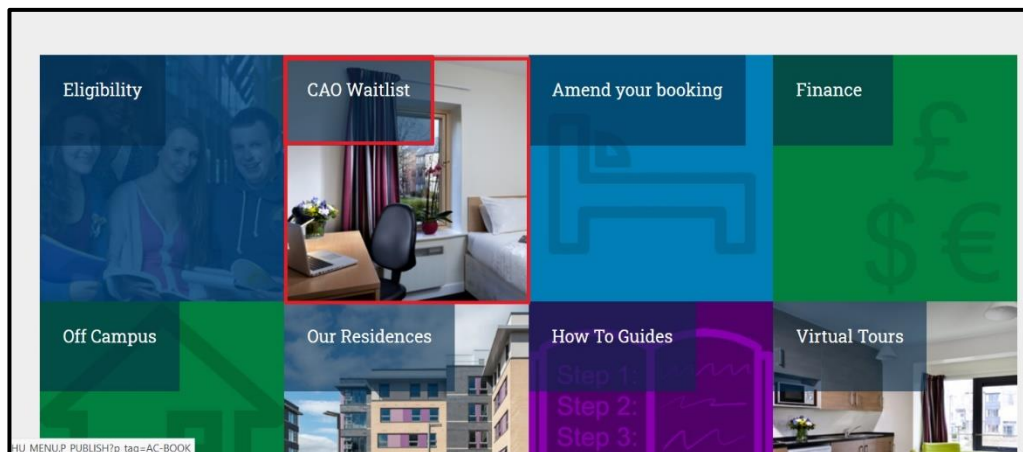


How To Sign Up For CAO Waitlist 2020/2021

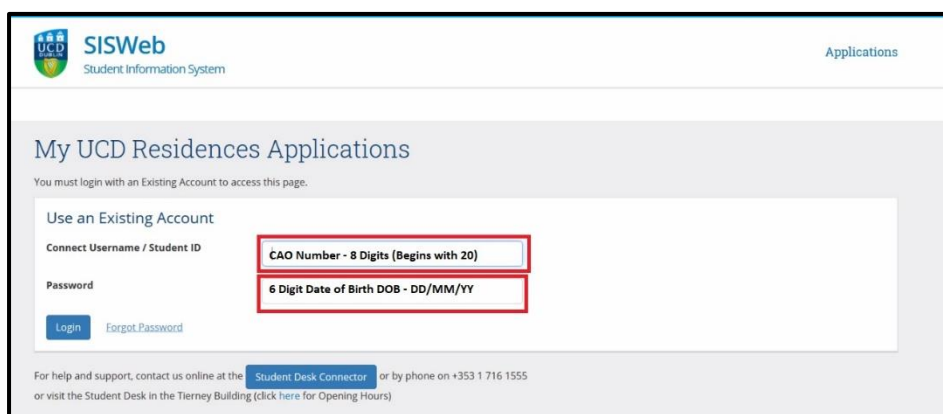
1. Got To UCD Residences Website : <https://www.ucd.ie/residences/>
2. Select/click on the 'Booking Info' tab.



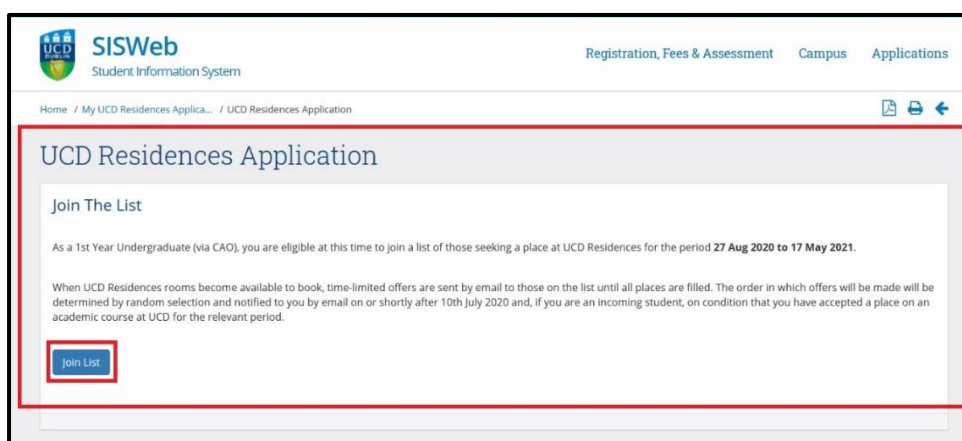
3. From the 'Booking Info' menu select/click on 'CAO Waitlist' menu.



4. On the '**UCD Residences Application**' page see the below >
- 4.1 In the '**Connect Username/Student ID**' field enter 8 digit CAO number.
- 4.2 In the '**Password**' field enter your 6 digit Date of Birth (DOB), e.g ddmmyy.*
**The 6 digit DOB is the default password. If you change it and forget it you must contact the UCD student desk to reset it.*
- 4.3 Select/click on the '**Login**' button.



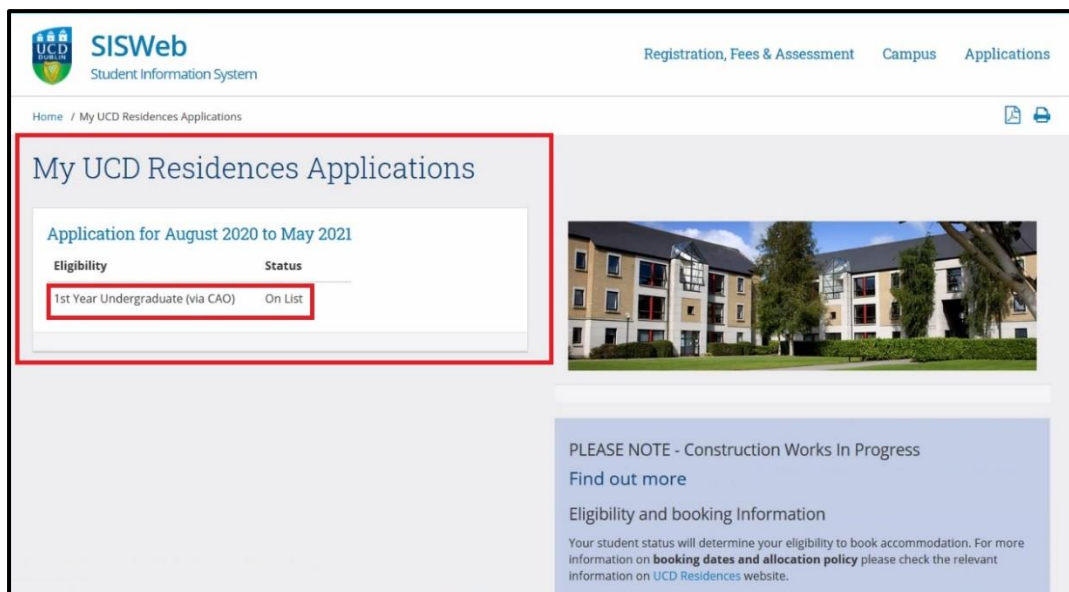
5. If successful you will be brought through to the '**UCD Residences Application/Join the List**' page.
 Select/click on the '**Join the List**' button to join the CAO waitlist.



6. You will see the confirmation on your '**UCD Residences Application**' page.
Select/click on the '**OK**' button to prompt the next screen.



7. You will see further confirmation with your '**Status**' as '**On List**'.



8. You are now on the CAO waitlist.
9. For all other course queries please contact the student desk at :
<https://www.ucd.ie/students/studentdesk/contact.html>